



**PYLE<sup>®</sup>**  
**PRO**

**PROFESSIONAL 2000 WATTS  
STEREO POWER AMPLIFIER  
PSA2000**







[www.pyleaudio.com](http://www.pyleaudio.com)

**OWNER'S MANUAL**


## **PYLE PRO PSA2000**

---

### **Caution**

-  To reduce the risk of electric shock, do not remove the top cover (or the rear section). No user serviceable parts inside; refer servicing to qualified personnel.
-  To reduce the risk of fire or electric shock, do not expose this appliance to rain and moisture. The apparatus shall not be exposed to dripping or splashing and no objects filled with liquids, such as vases, shall be placed on the apparatus.
-  These service instructions are for use by qualified service personnel only. To reduce the risk of electric shock do not perform any servicing other than that contained in the operation instructions unless you are qualified to do so.
-  We would like to bring your attention to the fact that extremely loud sound levels may damage your hearing as well as your loudspeakers. Please lower both GAIN controls leftwards before powering up the unit. Be sure to keep the volume at an appropriate level.

#### **Ventilation :**

-  The appliance should be situated so that its location or position does not interfere with its proper ventilation. For example, the appliance should not be situated on a bed, sofa rug, or similar surface that may block the ventilation openings: or placed in a built-in installation, such as a bookcase or cabinet that may impede the flow of air through the ventilation openings.

- 1) Read these instructions.
- 2) Keep these instructions.
- 3) Heed all warnings.
- 4) Follow all instructions.
- 5) Do not use this apparatus near water.
- 6) Clean only with dry cloth.
- 7) Do not block any ventilation openings. Install in accordance with the manufacturer's instructions.
- 8) Do not install near any heat sources such as radiators, heat registers, stoves, or other apparatus (including amplifiers) that produce heat.



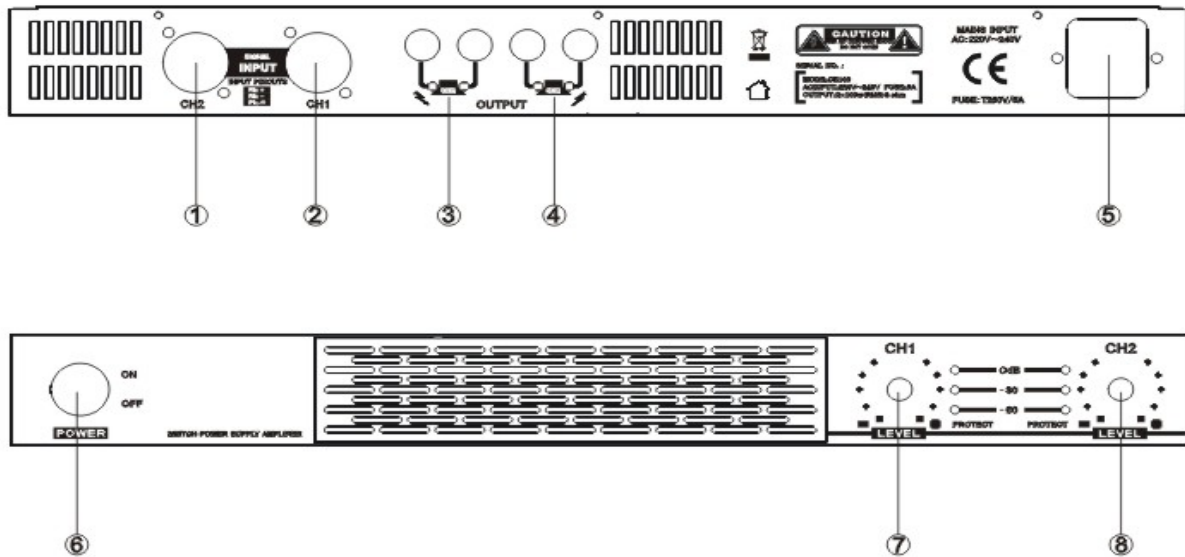
## **PYLE PRO PSA2000**

---

- 9) Do not defeat the safety purpose of the polarized or grounding-type plug. A polarized plug has two blades with one wider than the other. A grounding type plug has two blades and a third grounding prong. The wide blade or the third prong are provided for your safety. If the provided plug does not fit into your outlet, consult an electrician for replacement of the obsolete outlet.
- 10) Protect the power cord from being walked on or pinched particularly at plugs, convenience receptacles, and the point where they exit from the apparatus.
- 11) The apparatus shall be connected to a MAINS socket outlet with a protective grounding connection.
- 12) Where the MAINS plug or an appliance coupler is used as the disconnect device, the disconnect device shall remain readily operable.
- 13) Only use attachments / accessories specified by the manufacturer.
- 14) Use only with the cart, stand, tripod, bracket, or table specified by the manufacturer, or sold with the apparatus. When a cart is used, use caution when moving the cart/ apparatus combination to avoid injury from tip-over.
- 15) Unplug this apparatus during lightning storms or when unused for long periods of time.
- 16) Refer all servicing to qualified service personnel. Servicing is required when the apparatus has been damaged in any way, such as power supply cord or plug is damaged, liquid has been spilled or objects have fallen into the apparatus, the apparatus has been exposed to rain or moisture, does not operate normally, or has been dropped.

# PYLE PRO PSA2000

---



- 1. Input CH2
- 2. Input CH1
- 3. Output Ch2
- 4. Output Ch1
- 5. Ac input
- 6. Power ON-OFF
- 7. Level CH1
- 8. Level CH2

## Rated Power Output:

PSA2000:  $2 \times 100W$  RMS@8 Ohms (Stereo Mode).

Total Harmonic Distortion	Less than 0.1%
Input sensitivity	900mV (odB) RMS
Signal-to-Noise Ratio:	More than 85dB
Frequency response	20HZ-20kHz
Power supply:	220V 50Hz/110V 60Hz

## **THE MAIN FEATURES OF PSA2000**



### **FEATURES:**

- Two Channels Stereo professional amplifier
- Independent Volume Control For Each Channel
- Balanced XLR And 1/4" TRS Inputs
- High Speed Cooling Fan
- Lowest Noise Smooth Operation
- Signal And Clip Led Indicators For Protection And Performance
- Speakon-Binding Post Speaker Terminals
- Thermal And Overload Protection
- Power output: 100W x 2 RMS (8 ohms)
- Power output: 200W x 2 RMS (4 ohms)
- Power Output: 400W (Bridge, 8 ohms)
- Power output: 2000W Max Peak
- Total harmonic distortion: less than 0.1%
- Input sensitivity & impedance: 0.775V RMS, 10K Ohms
- Signal-to-Noise Ratio: More than 100dB
- Frequency response: +/-0.5dB, 20Hz-20 kHz
- Power supply: 115V/60Hz
- Dimensions: 1.8"H X 18.9"W X 13"D

## **Warranty**

### **§ 1 Other warranty rights and national law**

- 1.This warranty does not exclude or limit the buyer's statutory rights provided by national law, in particular, any such rights against the seller that arise from a legally effective purchase contract.
- 2.The warranty regulations mentioned herein are applicable unless they constitute an infringement of national warranty law.

### **§ 2 Online registration**

Please do remember to register your new PYLE PRO equipment right after your purchase by visiting <http://www.pyleaudio.com> and kindly read the terms and conditions of our warranty carefully. Registering your purchase and equipment with us process your repair claims quicker and more efficiently. Thank you for your cooperation!

### **§ 3 Warranty**

1. PYLE PRO warrants the mechanical and workmanship for a period of one (1) year \* from the original date of purchase, in accordance with the warranty regulations described below. If the product shows any defects within the specified warranty period that are not excluded from this warranty as described under § 5, PYLE PRO shall, at its discretion, either replace the product by providing a new or reconditioned product or repair the product using suitable new or reconditioned parts. In the case that other parts are used which constitute an improvement, PYLE PRO may, at its discretion, charge the customer for the additional cost of these parts. In case PYLE PRO decides to replace the product, this warranty shall apply to the replacement product for the remaining initial warranty period, i.e. one year \* from the date of purchase of the initial product.
- 2.If the warranty claim proves to be justified, the product will be returned to the user freight prepaid.
- 3.Warranty claims other than those indicated above are expressly excluded.

### **§ 4 Return authorization number**

- 1.To obtain warranty service, the buyer (or his authorized dealer) must call PYLE PRO during normal business hours BEFORE returning the product. All inquiries must be accompanied by a description of the problem. The buyer or his authorized dealer will receive a return authorization number.
- 2.Subsequently, the product must be returned in its original shipping carton, together with the return authorization number. The return shipment address will be indicated by PYLE PRO.
- 3.Shipments without freight prepaid will not be accepted.



## **PYLE PRO PSA2000**

---

### **§ 5 Warranty regulations**

1. Warranty services will be furnished only if the product is accompanied by a copy of the original retail dealer's invoice. Any product deemed eligible for repair or replacement under the terms of this warranty will be repaired or replaced.
2. If the product needs to be modified or adapted in order in order to comply with applicable technical or safety standards on a national or local level, in any country which is not the country for which the product was originally developed and manufactured, this modification/adaptation shall not be considered a defect in materials or workmanship. The warranty does not cover any such modification/adaptation, irrespective of whether it was carried out properly or not. Under the terms of this warranty, PYLE PRO shall not be held responsible for any cost resulting from such a modification, adaptation.
3. Free inspections and maintenance/repair work are expressly excluded from this warranty, In particular, if caused by importer handling of the products by the user. This also applies to defects caused by normal wear and tear, In particular, of faders, crossfaders, potentiometers, keys/buttons, tubes, guitar strings, illuminants and similar parts.
4. Damage/defects caused by the following conditions are not covered by this warranty:
  - ▲ improper handling, neglect or failure to operate the unit in compliance with the instructions given in PYLE PRO user or service manuals.
  - ▲ connection or operation of the unit in any way that does not comply with the technical or safety regulations applicable in the country where the product is used.
  - ▲ Damage/defects caused by force majeure or any other condition that is beyond the control of PYLE PRO.
5. Any repair or opening of the unit carried out by unauthorized personnel (user included) will void the warranty.
6. If an inspection of the product by PYLE PRO shows that the defect in question is not covered by the warranty, the inspection costs are payable by the customer.
7. Products which do not meet the terms of this warranty will be repaired exclusively at the buyer's expense. PYLE PRO will inform the buyer of any such circumstance. If the buyer fails to submit a written repair order such costs will also be invoiced separately.

### **§ 6 Warranty transferability**

This warranty is extended exclusively to the original buyer (customer of retail dealer) and is not transferable to anyone who may subsequently purchase this product. No other person (retail dealer, etc.) shall be entitled to give any warranty promise on behalf of PYLE PRO.

### **§ 7 Claim for damages**

Failure of PYLE PRO to provide proper warranty service shall not entitle the buyer to claim (consequential) damages. In no event shall the liability of PYLE PRO exceed the invoiced value of the product.